


# Control/Scale/Carriage/Flexi-Chain of Mkii IDS25.

Chassis Photo



Input Board


Main Controller Board

Output Board

Extend/Retract Pilot Valve Slice

Extend/Retract Restrictors

Balance Photo



Extend Switch


Extend Switch Activator Pin

Runners Front and Back

Switch Wiring comes through here.


Scale Box Status LED's.

Flexi Chain



Flexi-Chain

Not actually 2027, but ok for photo purposes: Flexi-Chain connection from Scale to Inner Frame




Flexi-Chain Box

Metal Connector and wiring to Trunking and Air to Extend/Retract Piston

Scale Box Connection

Control Cabinet top (RHS)




Wiring to Flexi-Chain

Trunking


Black and Yellow Air to Piston

Close up of Restrictors on Black and Yellow Air to Piston





Piston Connection to Carriage through slot.



Piston visible under Scale Box.

